



Linear Nonlinear Functions

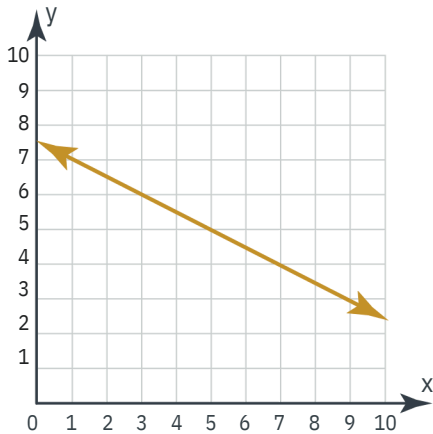
DIRECTIONS: First, cut out each of the cards on pages 1 and 2. Then, sort the cards into two groups depending on whether they represent linear functions or nonlinear functions. Use the two title cards to help you organize the groups.

Linear Functions

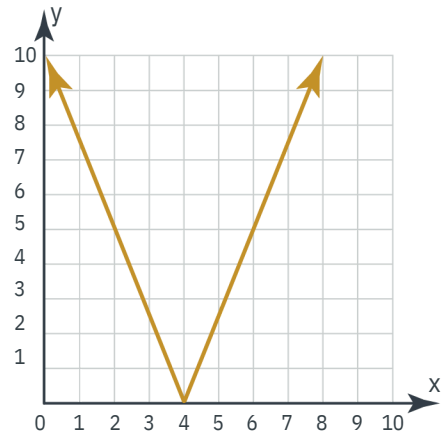
Nonlinear Functions



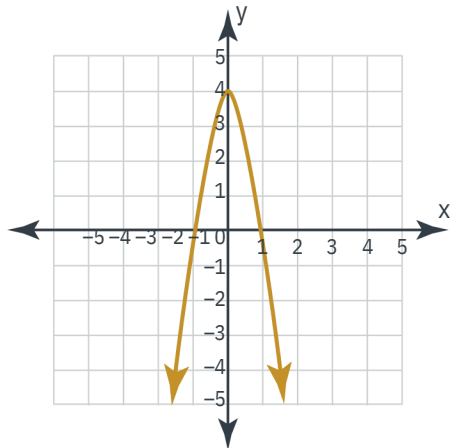
Function A



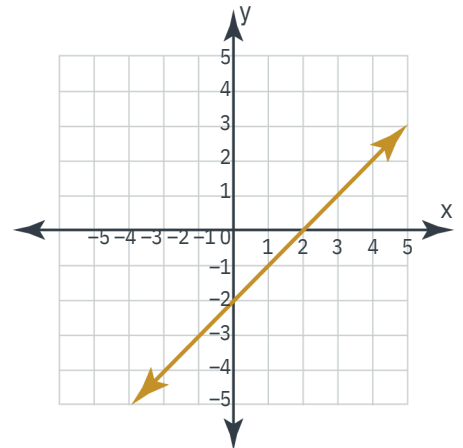
Function B



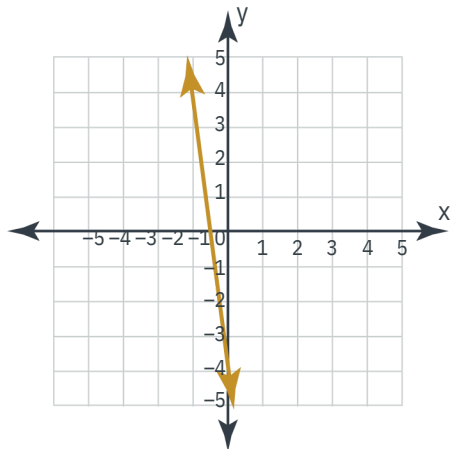
Function C



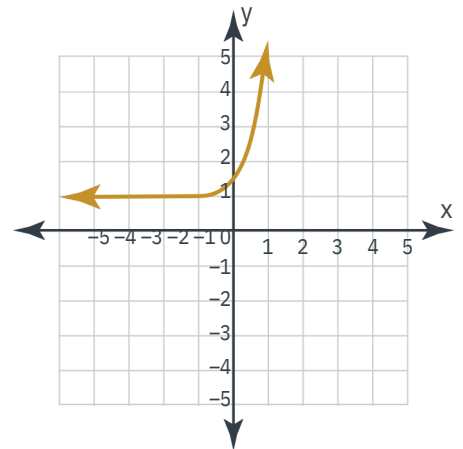
Function D



Function E



Function F





Linear Nonlinear Functions

Deep going! Cut out the remaining cards below. Then, continue sorting the cards into two groups depending on whether they represent linear functions or nonlinear functions.

Function
G

X	y
-5	-1
-3	5
0	14

Function
H

X	y
2	16
3	81
4	256

Function
I

X	3	5.5	8.5
y	48	88	136

Function
J

X	5	6	7
y	25	36	49

Function
K

X	y
-8	$-9\frac{2}{3}$
-3	$6\frac{2}{3}$
12	$11\frac{2}{3}$

Function
L

X	5	3	1
y	3	$7\frac{1}{2}$	12

Function
M

$$y = 5x^2$$

Function
N

$$y = -3x + 2.5$$

Function
O

$$y = \frac{3}{x}$$

Function
P

$$2y = 8(3x - 1)$$

Function
Q

$$\frac{1}{2}x - 6 = y + 5$$

Function
R

$$\sqrt{9x} = y$$